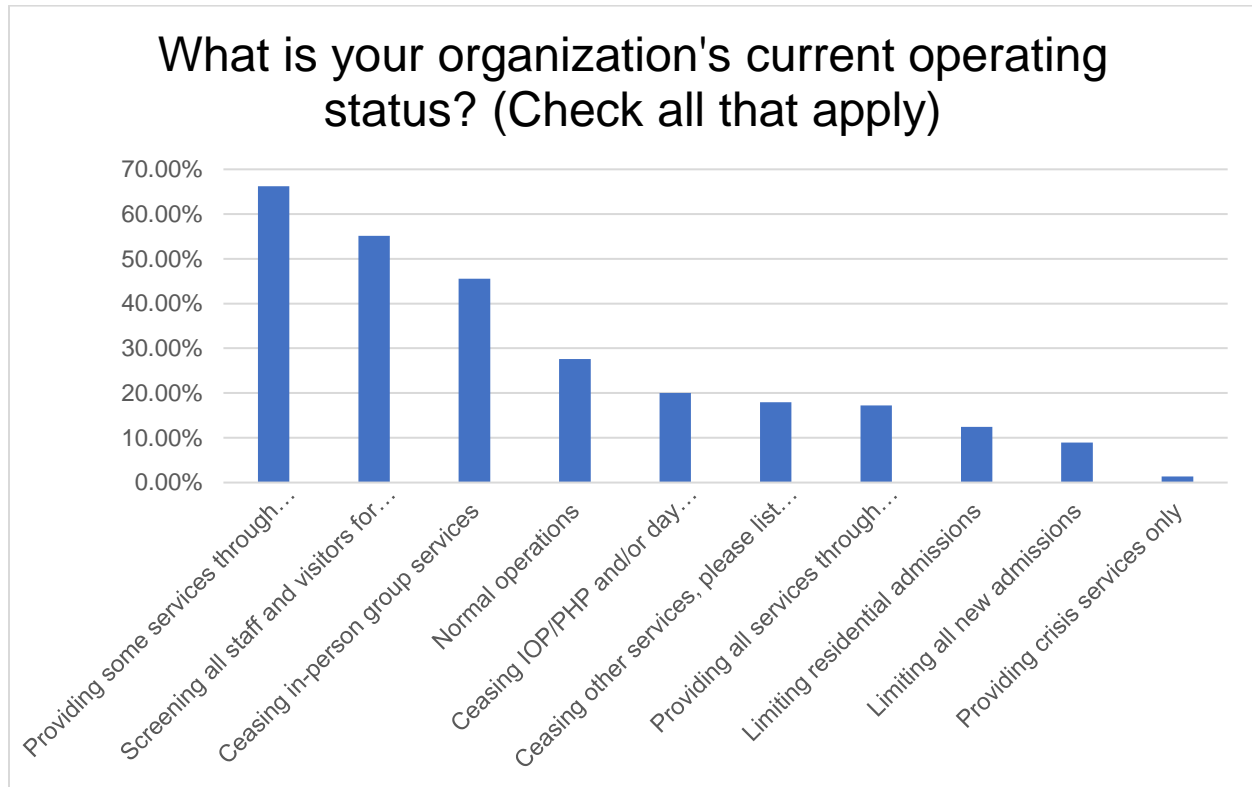


## The Ohio Council COVID 19 BH Provider Impact Survey - 03/20/2020

The Ohio Council requested information from members from 03/17-03/19/2020 to collect data on the current operating status of services, staffing, and financial impact. **145 members** responded to this survey request.

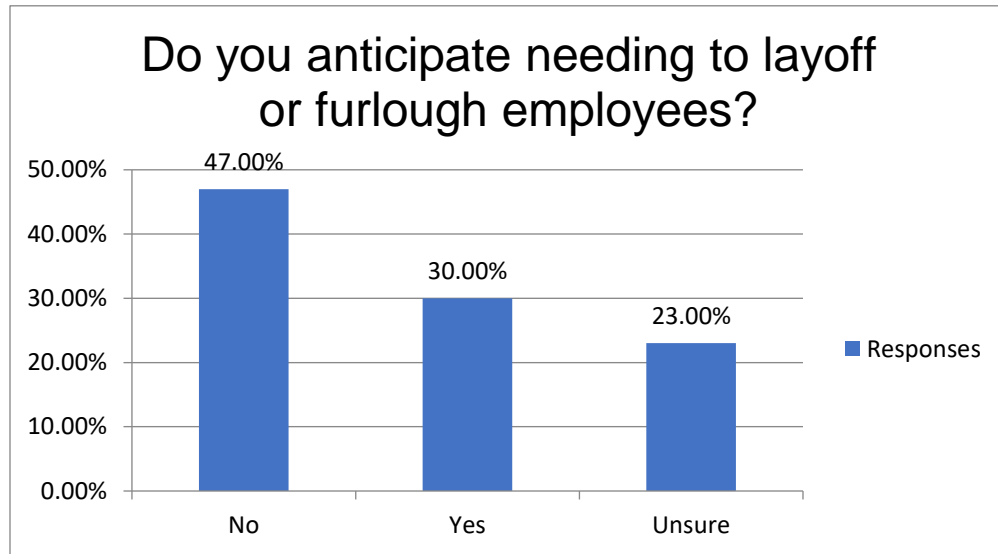


### **What is your organization's current operating status? (Check all that apply)**

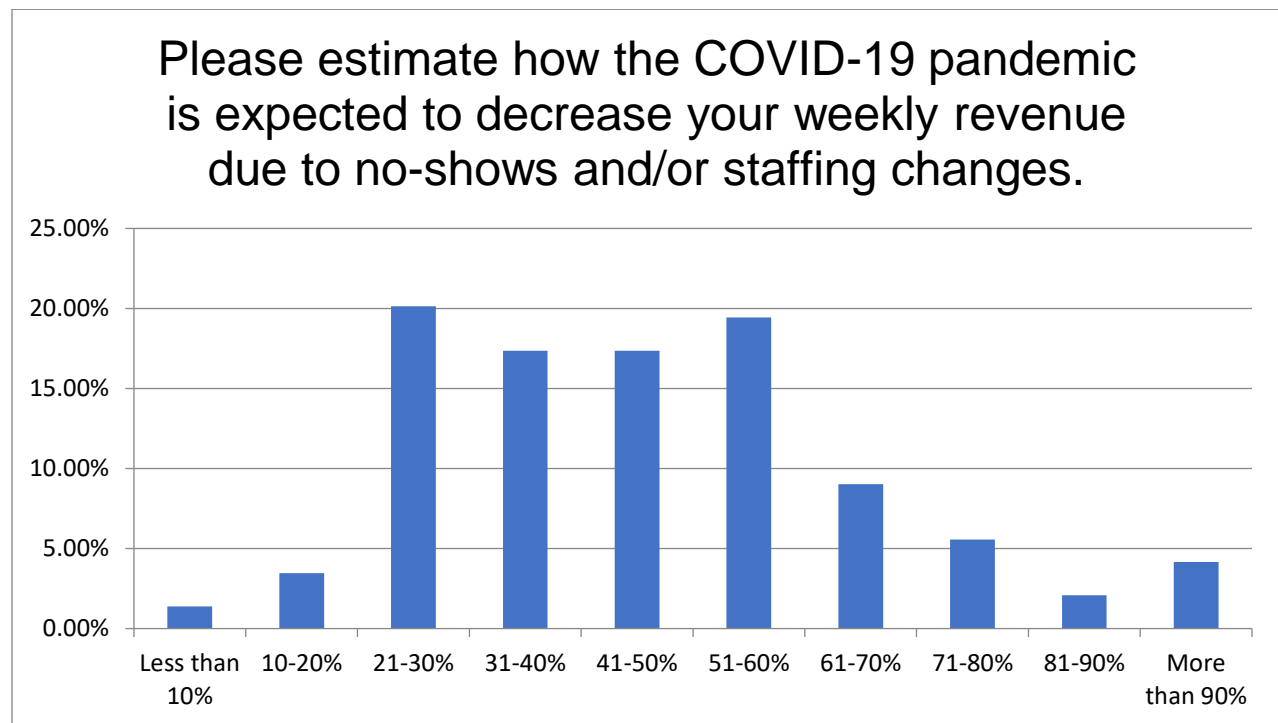
Answer Choices	Responses	
Providing some services through telehealth/telephone	66.21%	96
Screening all staff and visitors for in office visits	55.17%	80
Ceasing in-person group services	45.52%	66
Normal operations	27.59%	40
Ceasing IOP/PHP and/or day treatment	20.00%	29
Ceasing other services, please list specific service in the comment box below	17.93%	26
Providing all services through telehealth/telephone	17.24%	25
Limiting residential admissions	12.41%	18
Limiting all new admissions	8.97%	13
Providing crisis services only	1.38%	2

### **BH Providers Top Organizational Concern: (Tie)**

1. Continuing Client Services
1. Organization's Financial Position



Providers indicated approximately **450 staff have already been laid off** and report depending on the length of this pandemic **there could be an additional 725 layoffs**. Many organizations are evaluating this daily and are uncertain if they will have to lay off staff. The main reason for layoffs is related to cash flow.



Answer Choices	Responses	
21-30%	20.14%	29
51-60%	19.44%	28
31-40%	17.36%	25
41-50%	17.36%	25
61-70%	9.03%	13

More than 90%	5.56%	8
10-20%	4.17%	6
71-80%	3.47%	5
81-90%	2.08%	3
Less than 90%	1.39%	2